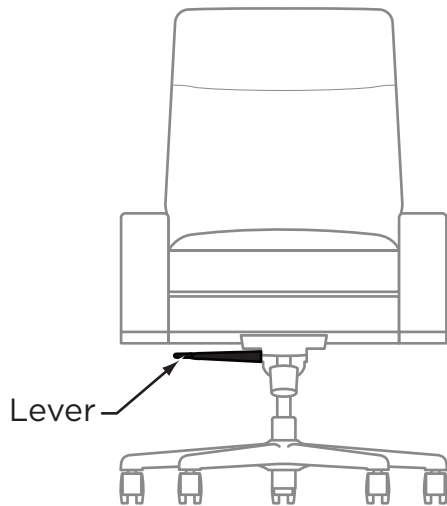




Desk Chair

Operating Instructions

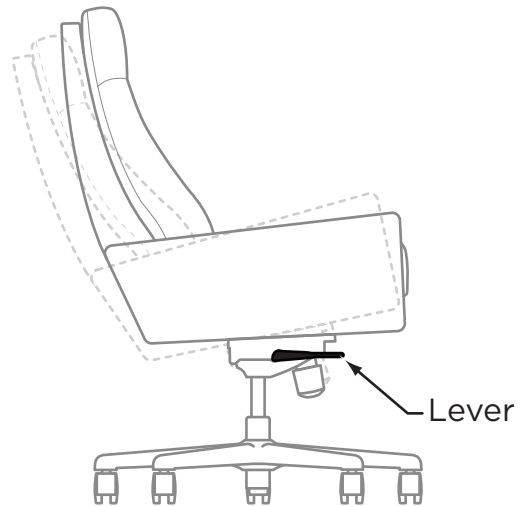
Height Adjustment:



To raise the seat height: remove your body weight from the chair while pulling up on the lever under the right side of the seat.

To lower the seat height: pull up on the lever while sitting in the chair.

Recline Lock/Unlock:

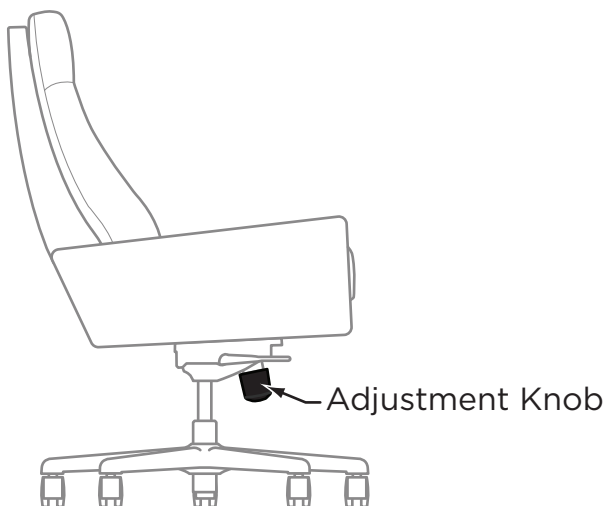


To lock recline position: push lever towards front of chair to lock position. There are a total of 5 lock positions, including fully upright and fully reclined.

To unlock recline position: push lever towards the rear of the chair to unlock the chair.

NOTE: *The chair is equipped with an anti-kick feature preventing the chair from immediately moving forward whenever the lock is released. To disengage the anti-kick feature the user must push the lever back to unlock the chair and then recline backwards slightly until a 'click' sound is heard. The 'click' indicates the anti-kick feature has been disengaged and the chair is fully free to adjust positions.*

Recline Tension Adjustment:



To adjust recline tension: Turn adjustment knob clockwise to increase recline tension, and counterclockwise to reduce recline tension.